

**Integrated Reproductive Health Services Project**  
**Takamol**

**MONTHLY ACTIVITY REPORT**

September, 2009

Prepared By

***HCI, Health Care International***



**DISCLAIMER**

The author's views expressed in this publication do not necessarily reflect the views of the United States Agency for International Development or the United States government.

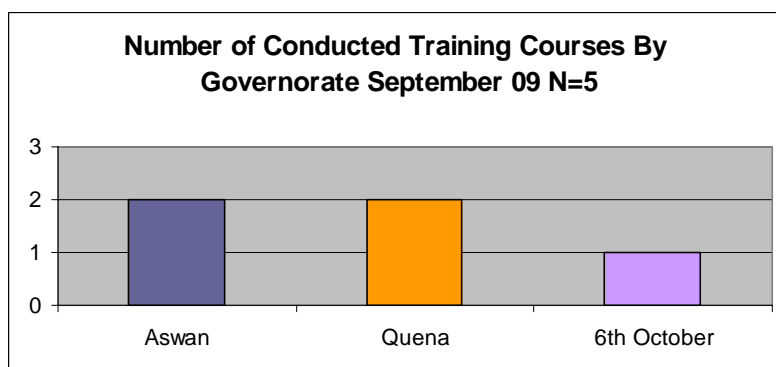
## **TABLE OF CONTENTS**

<b>EXECUTIVE SUMMARY .....</b>	<b>4</b>
<b>TRAINING COURSES CONDUCTED DURING SEPTEMBER 2009. ....</b>	<b>6</b>
<b>RESULT 1 ACTIVITIES .....</b>	<b>8</b>
<b>RESULT 2 ACTIVITIES .....</b>	<b>8</b>
<b>RESULT 4 ACTIVITIES .....</b>	<b>8</b>
<b>ANNEX I: DETAILED LIST OF CONDUCTED TRAINING COURSES DURING SEPTEMBER 2009 .....</b>	<b>9</b>

## Executive Summary

During September 2009, Takamol Team has continued implementing training activities of Result 4 following the agreed upon training plan and timetable. No training activities for R1 & R2 were conducted during September, 09.

5 Training Courses were conducted in 3 governorates (2 training courses in each of Quena & Aswan & 1 training course in 6th October Governorates).



**HCI** "Training Implementation Team" continued preparing participants' list of targeted staff for all training courses in the 3 governorates: Quena, Aswan & 6th October Governorates.

**HCI** implementation team in the targeted governorates notified the Undersecretaries of those governorates, PHCs and field coordinators. The team followed all needed measures to ensure that all targeted participants are notified to participate in the training courses.

The very close coordination among the counterparts has continued during all phases of all activities. The prompt response to the comments, recommendations, amendments and improvement opportunities is being kept pro-active rather than reactive.

**HCI** Results Counterparts have continued follow-up of the trainers in the different governorates for assessment and for on the spot improvement and coordination.

**HCI** Monitoring & Evaluation team continued the planned role in all governorates to ensure enhancing performance and improving quality. Evaluation was incorporated and participatory throughout the training activities to enhance the training methodology and to improve the outcome of training.

Upon completion of each training course, we had developed and submitted the modified comprehensive analytical training reports to the Team Leader of R4. Each report included the participants' list, trainers' list, analysis of participants' pre & post tests, training course

evaluation analysis that reflects participants' views and feedback on different aspects of training (educational and administrative) in addition to their comments and recommendations, as well as documentary photos.

We handled all necessary logistics including trainers' transportation to different governorates, accommodation as needed, transportation of trainees to sites of practical sessions inside the governorate, providing training venues, producing training materials and providing two coffee breaks a day.

## Training Courses Conducted During September 2009:

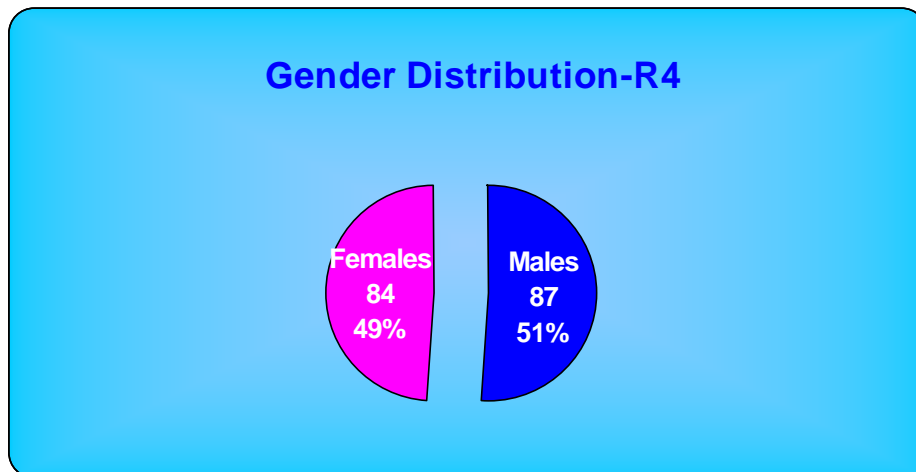
We hereby aggregate and integrate the contents and data from separate sources of training courses reports into one comprehensive database covering the actually implemented activities within R4. No training activities for R1 & R2 were conducted during September, 09.

This report covers 5 training courses conducted successfully during September 2009:

- In the 5 courses, the total number of trainees was 171 trainees. The total number of training days was 14 training days which means that during the 5 courses a total of 545 participants' training days were accomplished.
- This means that Takamol Team succeeded to conduct, as a daily average, 0.7 training days per each working day during September 2009.

### Gender Distribution

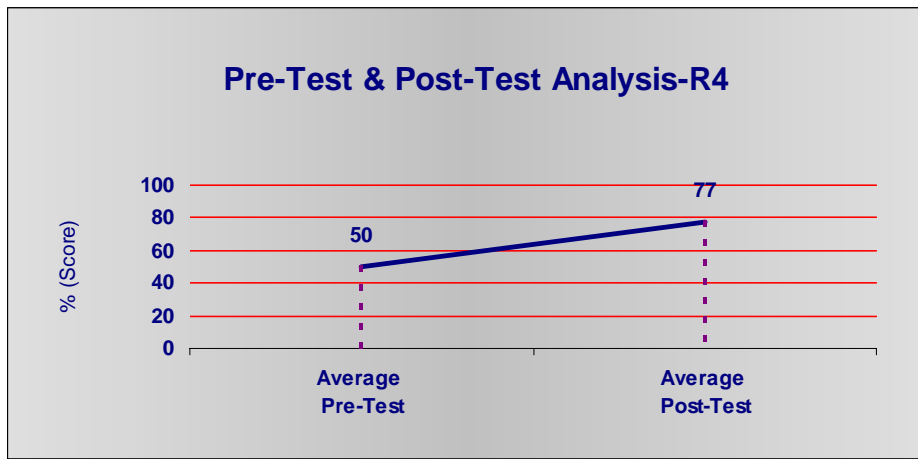
#### Result 4



## Pre-Post Test Analysis

The average score of pre-tests and post-tests of the 5 courses clarifies that the participants' knowledge was improved to a remarkable level. This confirms that the OJT will be needed to improve the skills and performance of the participants. The following graphs show the average score of pre-test and post-test of the 5 courses:

### Result 4



A detailed list that includes conducted training courses, dates, location, number of participants, gender ratio, pre-test, post-test analysis and cost of training courses is attached as **Annex 1**.

## **Result 1 Activities**

No training activities for R1 were conducted during September, 09.

## **Result 2 Activities**

No training activities for R2 were conducted during September, 09.

## **Result 4 Activities**

### **Curriculum Development**

No relevant activities.

### **Implementation of Training**

During this month, 5 training courses have been conducted as follows:

- Clinic Management phase I: Qena and Keft health districts.
- Clinic Management phase I: Keft and Negada health districts.
- Board Management Phase II: Sheikh Zayed health districts.
- Board Management Phase III: Daraw health districts. (gr.A)
- Board Management Phase III: Daraw health districts. (gr.B)
- Total number of Trainees : 171 trainees
- Total number of Training days : 14 days

### **OJT Progress:**

- During the month of September the OJT process were conducted in 3 governorates: Dakahlia, Quena, and 6<sup>th</sup> of October Governorates
- A total of 9 visits were conducted.
- Number of visits was reduced because of Ramadan.

### **OJT Visits by Governorate:**

R4-OJT activities are on action, where 9 OJT visits have been conducted to Quena Governorate (Armant health districts), to Dakahlia Governorate (Talka, Aga and Dekernis health districts) & to 6<sup>th</sup> of October Governorate (in 6<sup>th</sup> of October health districts)

### **Prepared By:**

**Name: Dr. Mary Salama**

**Title: *HCI* Monitoring & Reporting Coordinator**

**Signature:**

### **Approved By:**

**Name: Dr. Samy Gadalla**

**Title: *HCI* Chairman & Managing Director**

**Signature:**

## Annex I: Detailed List of Conducted Training Courses during September 2009

Ismailia	Sharkia	Beni-Suef	Giza	Kaliobia	Luxor	Kafr El-Sheikh	Quena	Aswan	Dakahlia
----------	---------	-----------	------	----------	-------	----------------	-------	-------	----------

Course Code	Training Name	Result	Start Date	End Date	Governorate	Participant No	Male	Female	Avg. overall pre-test	Avg. overall post-test	Cost/ training course
1 401	Clinic Management & Supervision PhaseI- Quena Health District (Gazeret EL Tawabia - El Ashraf El Gharbia - El Hogirat ) Keft Health District (Bear Anbar -Nagaa EL Baroud - EL Kalaa)	R4	27-Sep.-09	01-Oct.-09	Qena	45	22	23	55.33	89.32	13200
2 401	Clinic Management & Supervision PhaseI- Keft Health District (El Shiekhia - El Zafria - Nagaa Moeen - El Kalaheen) Nekada Health District (El Zawayda - El Aswsat Kamoula)	R4	27-Sep.-09	01-Oct.-09	Qena	44	23	21	57.27	84.55	13040
3 406	Clinic Board Management Phase III- Daraw Health District (group A) (El-Mansourya Bahary, El-Ababda & Nagaa El-Omda)	R4	27-Sep.-09	27-Sep.-09	Aswan	39	26	13	NA	NA	4320
4 406	Clinic Board Management Phase III- Daraw Health District (group B) (El-Gaafra, El-Kefteya, Nagaa El-Hagar)	R4	28-Sep.-09	28-Sep.-09	Aswan	25	14	11	NA	NA	3200
5 405	Clinic Board Management Phase II- Sheikh Zayed Health District (Sheikh Zayed Medical Center)	R4	30-Sep.-09	01-Oct.-09	6 <sup>th</sup> October	18	2	16	38	58	4200