

Integrated Reproductive Health Services Project
Takamol

MONTHLY ACTIVITY REPORT

June, 2009

Prepared By

HCI, Health Care International



DISCLAIMER

The author's views expressed in this publication do not necessarily reflect the views of the United States Agency for International Development or the United States government.

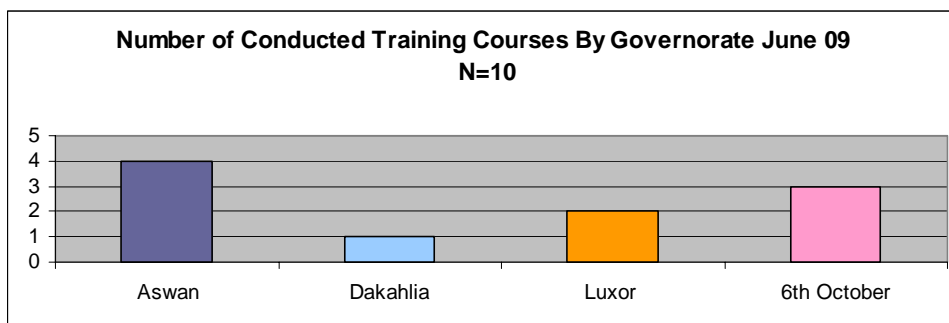
TABLE OF CONTENTS

EXECUTIVE SUMMARY	4
TRAINING COURSES CONDUCTED DURING JUNE 2009.....	6
RESULT 1 ACTIVITIES	10
RESULT 2 ACTIVITIES	10
RESULT 4 ACTIVITIES	10
ANNEX I: DETAILED LIST OF CONDUCTED TRAINING COURSES DURING JUNE 2009	12

Executive Summary

During June 2009, Takamol Team has continued implementing training activities of results 1 and 4 following the agreed upon training plan and timetable. No training activities for R2 were conducted during June, 09.

10 Training Courses were conducted in 4 governorates (4 training courses in Aswan, 1 training course in Dakahlia, 2 training courses in Luxor & 3 training courses in 6th October Governorates).



HCI "Training Implementation Team" continued preparing participants' list of targeted staff for all training courses in the 4 governorates: Aswan, Dakahlia, Luxor & 6th October Governorates.

HCI implementation team in the targeted governorates notified the Undersecretaries of those governorates, hospital directors, PHCs and field coordinators. The team followed all needed measures to ensure that all targeted participants are notified to participate in the training courses.

The very close coordination among the counterparts has continued during all phases of all activities. The prompt response to the comments, recommendations, amendments and improvement opportunities is being kept pro-active rather than reactive.

HCI Results Counterparts have continued follow-up of the Trainers in the different governorates for assessment and for on the spot improvement and coordination.

HCI Monitoring & Evaluation team continued the planned role in all governorates to ensure enhancing performance and improving quality. Evaluation was incorporated and participatory throughout the training activities to enhance the training methodology and to improve the outcome of training.

Upon completion of each training course, we had developed and submitted the modified comprehensive analytical training reports to the Team Leaders of R1 and R4. Each report

included the participants' list, trainers' list, analysis of participants' pre & post tests, training course evaluation analysis that reflects participants' views and feedback on different aspects of training (educational and administrative) in addition to their comments and recommendations, as well as documentary photos for R1 & R4 training.

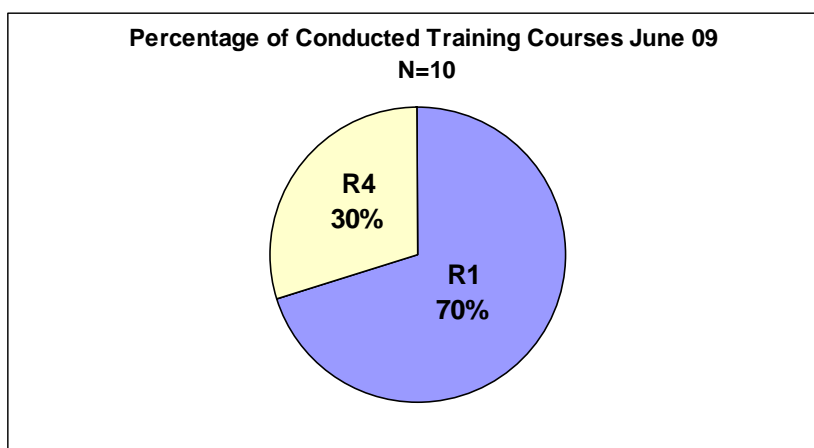
We handled all necessary logistics including trainers' transportation to different governorates, accommodation as needed, transportation of trainees to sites of practical sessions inside the governorate, providing training venues, producing training materials and providing two coffee breaks a day.

Training Courses Conducted During June 2009:

We hereby aggregate and integrate the contents and data from separate sources of training courses reports into one comprehensive database covering the actually implemented activities within the 2 results R1 & R4. No training activities for R2 were conducted during June, 09.

This report covers 10 training courses conducted successfully during June 2009:

- 7 training courses at PHC level under result 1.
- 3 training courses at PHC level under result 4.



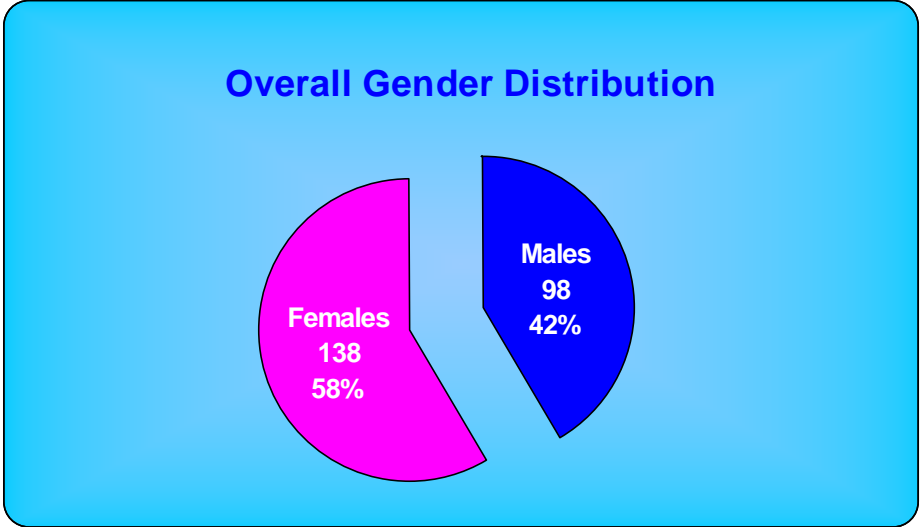
- In the 10 courses, the total number of trainees under the two Results was 236 trainees. The total number of training days was 42 training days which means that during the 10 courses a total of 734 participants' training days were accomplished.
- This means that Takamol Team succeeded to conduct, as a daily average, 1.9 training days per each working day during June 2009.

The following table summarizes the distribution of trainees per result and per gender:

Result	Males	Females	Total
Result 1	63	83	146
Result 4	35	55	90
Total	98	138	236

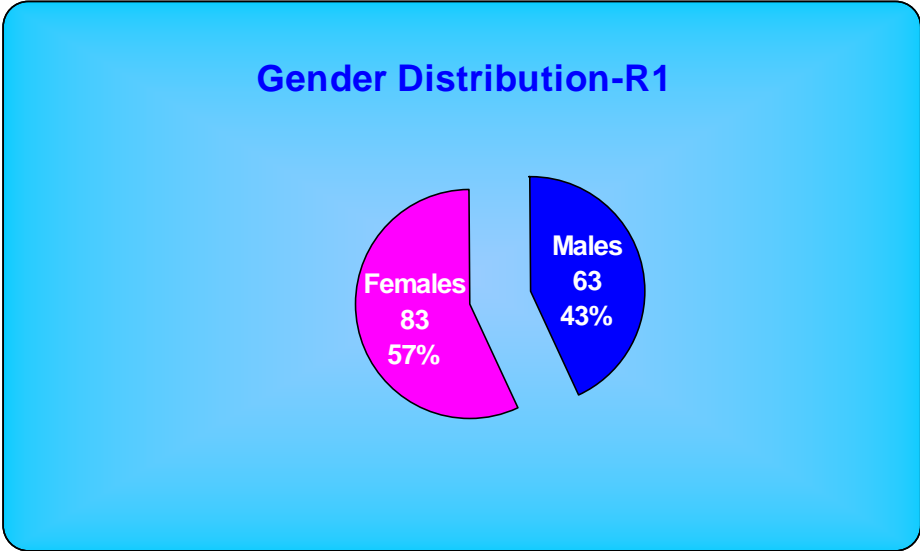
The total number of trainees at PHC level was 236 trainees (98 males & 138 females). *It is noteworthy to mention that the gender ratio during June was in favor of females (138), while 98 males participated in the training courses.*

Gender Distribution

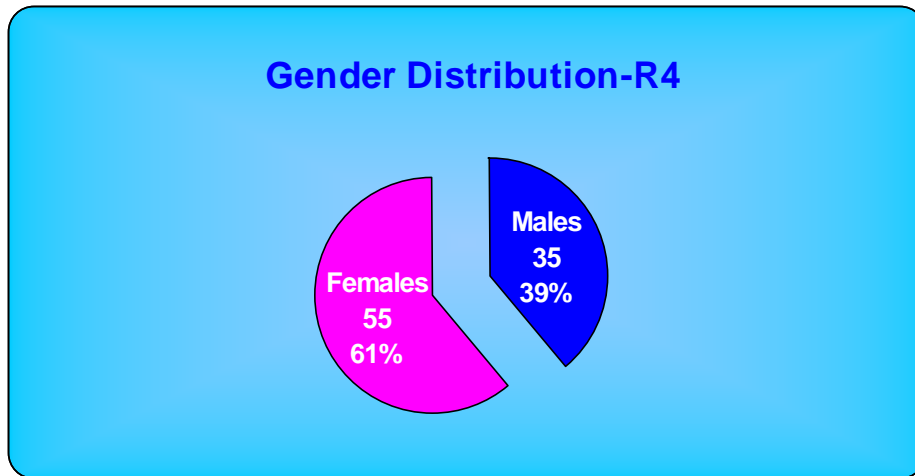


Gender Distribution According to the Activities

Result 1



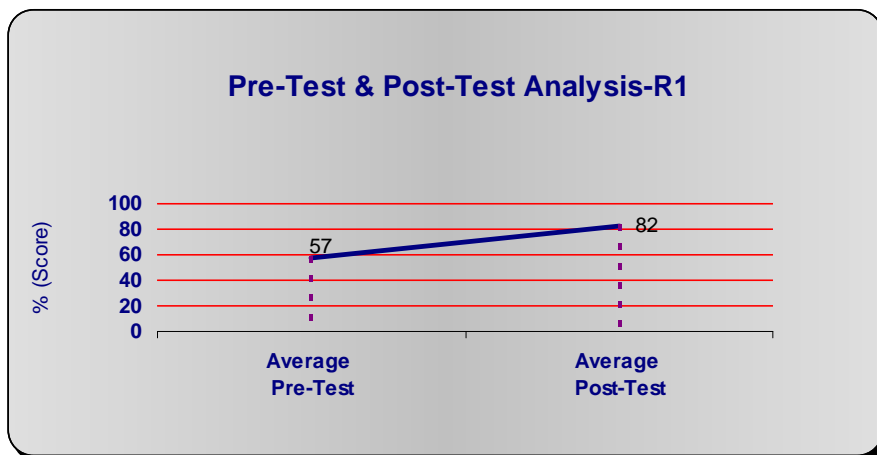
Result 4



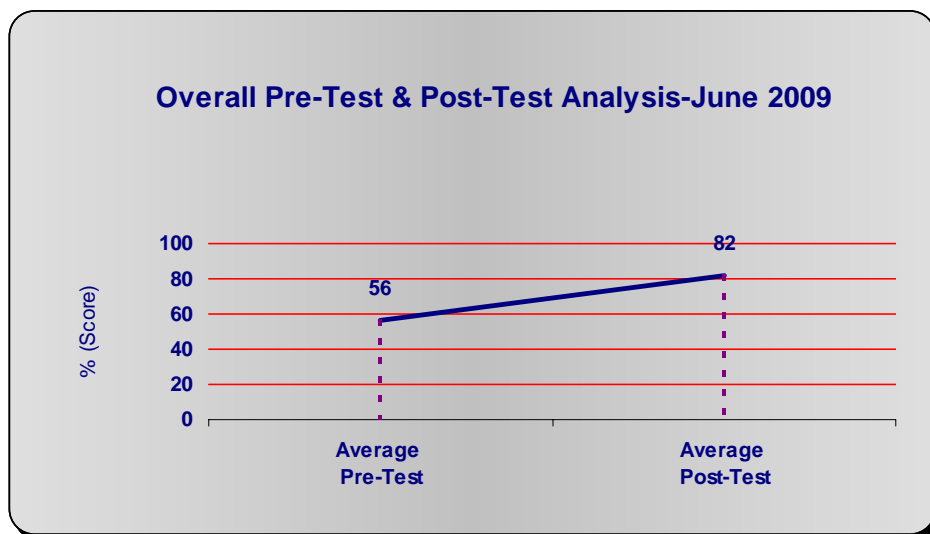
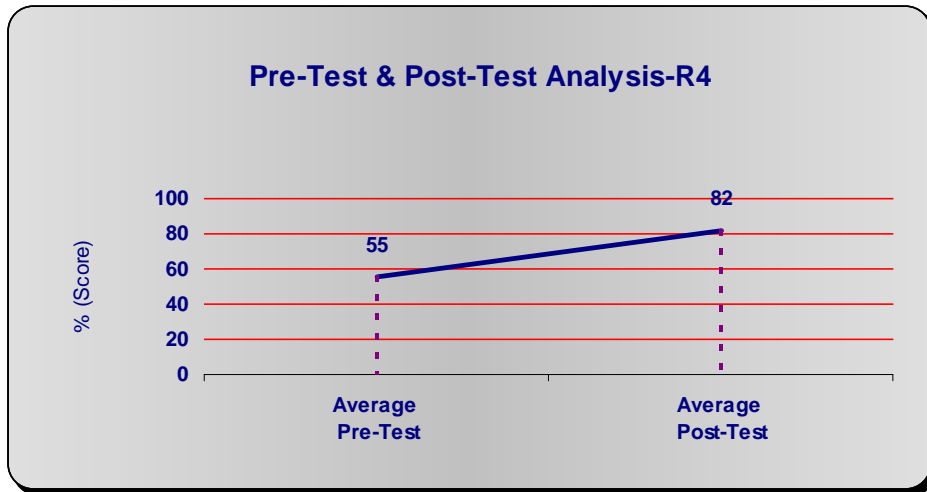
Pre-Post Test Analysis

The average score of pre-tests and post-tests of the 10 courses clarifies that the participants' knowledge was improved to a remarkable level. This confirms that the OJT will be needed to improve the skills and performance of the participants. The following graphs show the average score of pre-test and post-test of the courses of each result and for the 10 courses:

Result 1



Result 4



A detailed list that includes conducted training courses, dates, location, number of participants, gender ratio, pre-test, post-test analysis and cost of training courses is attached as **Annex 1**.

Result 1 Activities

▪ Curricula Development:

Continued working and application of already developed curricula.

▪ Conduction of training:

All planned training courses were conducted according to their schedules during June 2009.

1. Two training courses were conducted for **28** nurses on integrated FP/RH and MCH services. Training courses were conducted for the planned PHC nurses in 6th October and Aswan Governorates.
2. One training course was conducted for 7 physicians on integrated FP/RH and MCH services. Training course was conducted for the planned PHC physicians in 6th October Governorate.
3. Four follow up referral workshops were conducted for 111 members of referral teams in Luxor City, Dakahlia and Aswan Governorates.

▪ Implementation:

1. Efficient management of all training logistics and resources, transportation of all Cairo based trainers to training venues was arranged on daily bases with continuous monitoring during all days of training to ensure quality of the provided trainings.
2. Finalized training reports of all implemented/conducted training courses that ended before 30 June, 2009
3. Working in close cooperation with R1 team at Takamol El Maadi to coordinate different training activities, selection of trainers and monitor PHC training to get participants' feedback and respond to valuable requested modifications if any.
4. Continued monitoring of training and assessment of PHC consultant trainers. Now, R1 has its own core of consultant trainers who became highly experienced and specialized in conduction of Referral workshops.
5. Coordinate with R1 team to prepare training plan and to respond to R1 needs (e.g. Presentation modification for physician presentation and training for self assessment for both physicians and nurses).
6. Coordinate with R4 counterpart to avoid course's overlap for same target groups.

Result 2 Activities

No training activities for R2 were conducted during June, 09.

Result 4 Activities

Curriculum Development

No relevant activities.

Implementation of Training

During this month, 3 training courses have been conducted as follows:

- Clinic Management phase I: Sheikh Zayed
- Clinic Management Phase II: Kom Ombo Health districts. (gr.A)
- Clinic Management Phase II: Kom Ombo Health Districts. (gr.B)
- Total number of Trainees : 90 trainees
- Total number of Training days : 11 days

OJT Progress:

- During the month of June the OJT process was conducted in 6 governorates (Kafr El-Sheikh, Dakahlia, Quena, Aswan, Beni-Suif and Giza Governorates.
- A total of 30 visits were conducted; 16 of them were follow up OJT visits conducted to Hammoul health district (1), Desouk health district (1), Kleen health district (1), Badrasheen health district (2), Wahaat health district (3), Beba health district (2), Beni Suif health district (3) and Ehnasia health district (3) in which OJT process was completed.

OJT Visits by Governorate:

R4-OJT activities are on action, where 30 OJT visits have been conducted to Kafr El-Sheikh (in Desouk, Hammoul and Kleen health districts) to Quena Governorate (in Esna, Armant and Luxor health districts), to Dakahlia Governorate (in Talkha, Meet Ghamr, Dekernis health districts), to Aswan Governorate (in Daraw health district), to 6th of October Governorate (in 6th of October health districts), to Giza Governorate (in Badrasheen and Wahaat health districts) and to Beni-Suif Governorate (in Beni-Suif, Beba and Ehnasia).

Prepared By:

Name: Dr. Mary Salama

Title: *HCI* Monitoring & Reporting Coordinator

Signature:

Approved By:

Name: Dr. Samy Gadalla

Title: *HCI* Chairman & Managing Director

Signature:

Annex I: Detailed List of Conducted Training Courses during June 2009

Ismailia	Sharkia	Beni-Suef	Giza	Kaliobia	Luxor	Kafr El-Sheikh	Quena	Aswan	Dakahlia
----------	---------	-----------	------	----------	-------	----------------	-------	-------	----------

#	Course Code	Training Name	Result	Start Date	End Date	Governorate	Participant No	Male	Female	Avg. overall pre-test	Avg. overall post-test	Cost/ training course
1	105	Follow Up Referral Workshop I-Sherbin District	R1	6-Jun-09	6-Jun-09	Dakahlia	22	14	8	NA	NA	2960
2	101	Integrated Clinical Training for Physicians-El Sheikh Zayed District	R1	13-Jun-09	22-Jun-09	6 th October	7	2	5	59.43	76	12480
3	102	Integrated Clinical Training for Nurses-Kom Ombo (B) District	R1	13-Jun-09	22-Jun-09	Aswan	21	12	9	47.14	81.59	15840
4	105	Follow Up Referral Workshop II-El Zeneya District	R1	21-Jun-09	21-Jun-09	Luxor	23	14	9	NA	NA	3040
5	105	Follow Up Referral Workshop II-Luxor District	R1	22-Jun-09	22-Jun-09	Luxor	25	7	18	NA	NA	3200
6	102	Integrated Clinical Training for Nurses-El Sheikh Zayed District	R1	23-Jun-09	2-Jul-09	6 th October	7	0	7	65.7	88.1	12480
7	105	Follow Up Referral Workshop I-Daraw District	R1	24-Jun-09	24-Jun-09	Aswan	41	14	27	NA	NA	4480
8	402	Clinic Board Management Phase II- Kom Ombo Health District (Group A) (Sedkia - Ezbet Al Arab W.H. Center - Fateera - El Masaeed)	R4	6-Jun-09	8-Jun-09	Aswan	36	15	21	53.89	79.17	7920
9	401	Clinic Management Phase I- Sheikh Zayed Health District (Sheikh Zayed Medical Center)	R4	7-Jun-09	11-Jun-09	6 th October	19	2	17	56.84	70.53	9040
10	402	Clinic Board Management Phase II- Kom Ombo Health District (Group B) (El Edwa - Ismailia - Karam El-Deeb -Salo Kebly)	R4	9-Jun-09	11-Jun-09	Aswan	35	18	17	54.57	95.14	7800