

**Integrated Reproductive Health Services Project**  
**Takamol**

**MONTHLY ACTIVITY REPORT**

April, 2009

Prepared By

***HCI, Health Care International***



**DISCLAIMER**

The author's views expressed in this publication do not necessarily reflect the views of the United States Agency for International Development or the United States government.

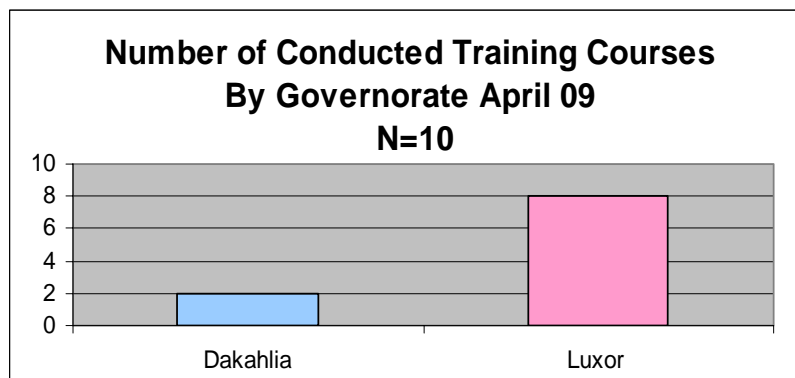
## **TABLE OF CONTENTS**

<b>EXECUTIVE SUMMARY .....</b>	<b>4</b>
<b>TRAINING COURSES CONDUCTED DURING APRIL 2009.....</b>	<b>6</b>
<b>RESULT 1 ACTIVITIES .....</b>	<b>11</b>
<b>RESULT 2 ACTIVITIES.....</b>	<b>13</b>
<b>RESULT 4 ACTIVITIES.....</b>	<b>14</b>
<b>ANNEX I: DETAILED LIST OF CONDUCTED TRAINING COURSES DURING APRIL 2009 .....</b>	<b>15</b>

## Executive Summary

During April 2009, Takamol Team has continued implementing training activities of results 1, 2 and 4 following the agreed upon training plan and timetable.

11 Training Courses were conducted in 2 governorates (2 training courses in Dakahlia & 8 training courses in Luxor). One clinical ultrasonic training course for PHC physicians was conducted at the regional center for training (RCT) and included participants from Aswan & Kafr El Sheikh Governorates.



**HCI** "Training Implementation Team" continued preparing participants' list of targeted staff for all training courses in the 2 governorates: Dakahlia & Luxor Governorates.

**HCI** implementation team in the targeted governorates notified the Undersecretaries of those governorates, hospital directors, PHCs and field coordinators. The team followed all needed measures to ensure that all targeted participants are notified to participate in the training courses.

The very close coordination among the counterparts has continued during all phases of all activities. The prompt response to the comments, recommendations, amendments and improvement opportunities is being kept pro-active rather than reactive.

**HCI** Results Counterparts have continued follow-up of the Trainers in the different governorates for assessment and for on the spot improvement and coordination.

**HCI** Monitoring & Evaluation team continued the planned role in all governorates to ensure enhancing performance and improving quality. Evaluation was incorporated and participatory throughout the training activities to enhance the training methodology and to improve the outcome of training.

Upon completion of each training course, we had developed and submitted the modified comprehensive analytical training reports to the Team Leaders of R1, R2 and R4. Each report included the participants' list, trainers' list, analysis of participants' pre & post tests, training course evaluation analysis that reflects participants' views and feedback on different aspects of training (educational and administrative) in addition to their comments and recommendations, as well as documentary photos for R1, R2 & R4 training.

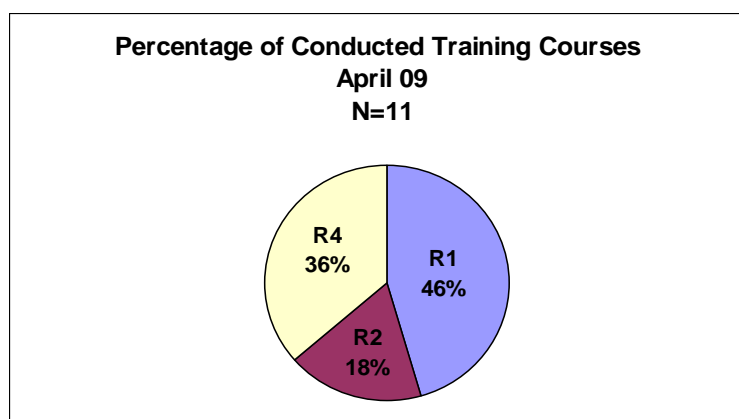
We handled all necessary logistics including trainers' transportation to different governorates, accommodation as needed, transportation of trainees to sites of practical sessions inside the governorate, providing training venues, producing training materials and providing two coffee breaks a day.

## Training Courses Conducted During April 2009:

We hereby aggregate and integrate the contents and data from separate sources of training courses' reports into one comprehensive database covering the actually implemented activities within the 3 results R1, R2 & R4.

This report covers 11 training courses conducted successfully during April 2009:

- 5 training courses at PHC level under result 1.
- 2 training courses at Hospital level under result 2.
- 4 training courses at PHC level under result 4.



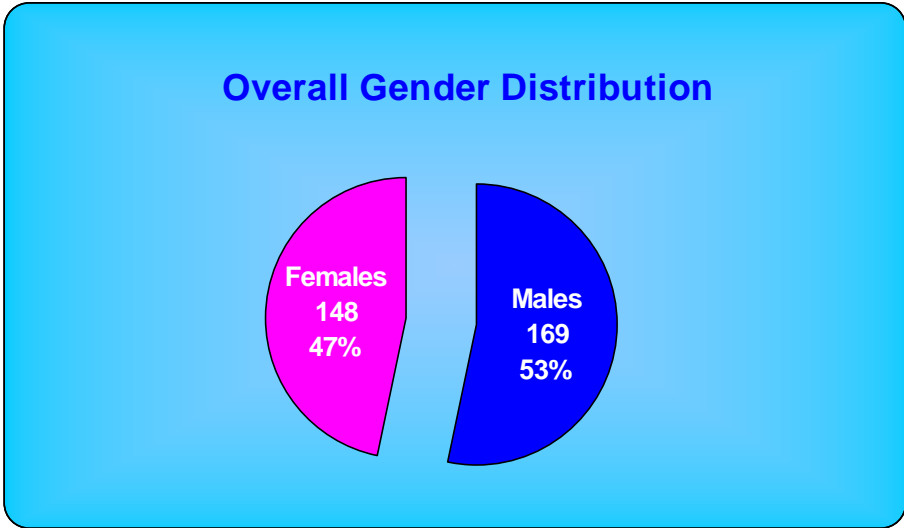
- In the 11 courses, the total number of trainees under the three Results was 317 trainees. The total number of training days was 43 training days which means that during the 11 courses a total of 1163 participants' training days were accomplished.
- This means that Takamol Team succeeded to conduct, as a daily average, 2 training days per each working day during April 2009.

The following table summarizes the distribution of trainees per result and per gender:

Result	Males	Females	Total
Result 1	28	59	87
Result 2	24	13	37
Result 4	117	76	193
<b>Total</b>	<b>169</b>	<b>148</b>	<b>317</b>

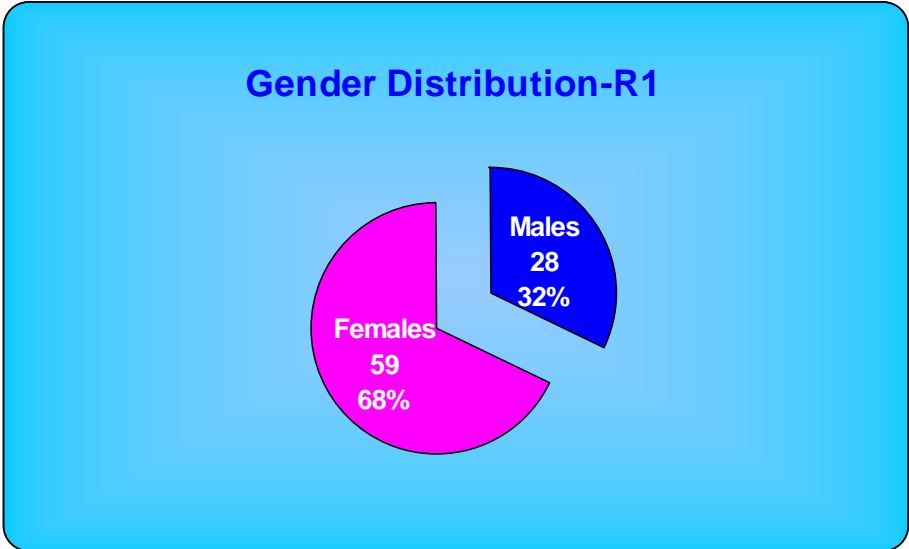
The total number of trainees at PHC level was 280 trainees (145 males & 135 females). *It is noteworthy to mention that the gender ratio during April was in favor of males (169), while 148 females participated in the training courses.*

# Gender Distribution

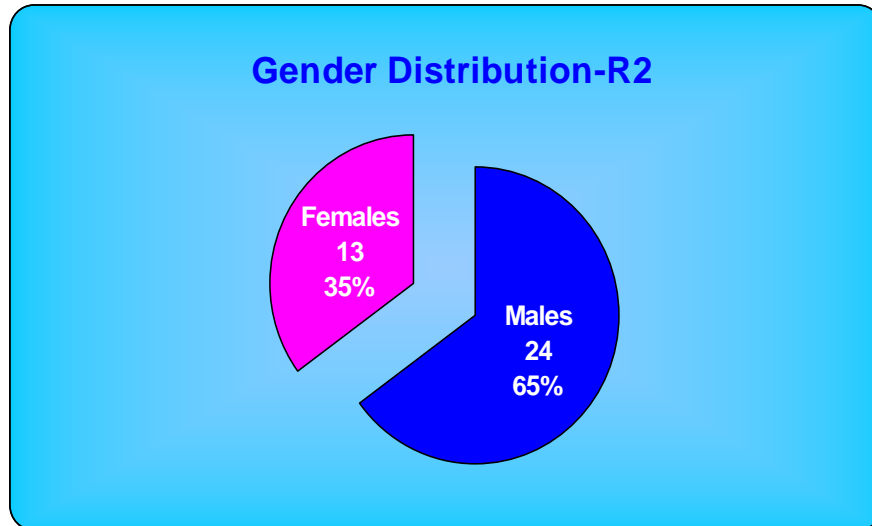


## Gender Distribution According to the Activities

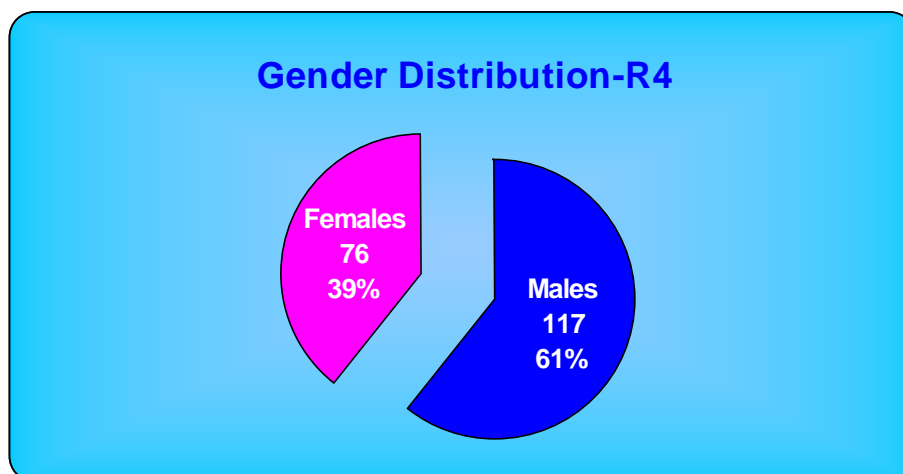
### Result 1



## Result 2



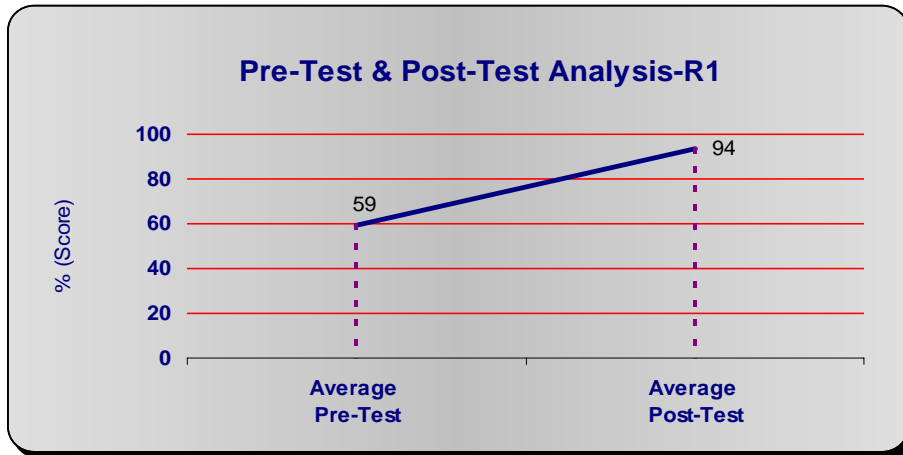
## Result 4



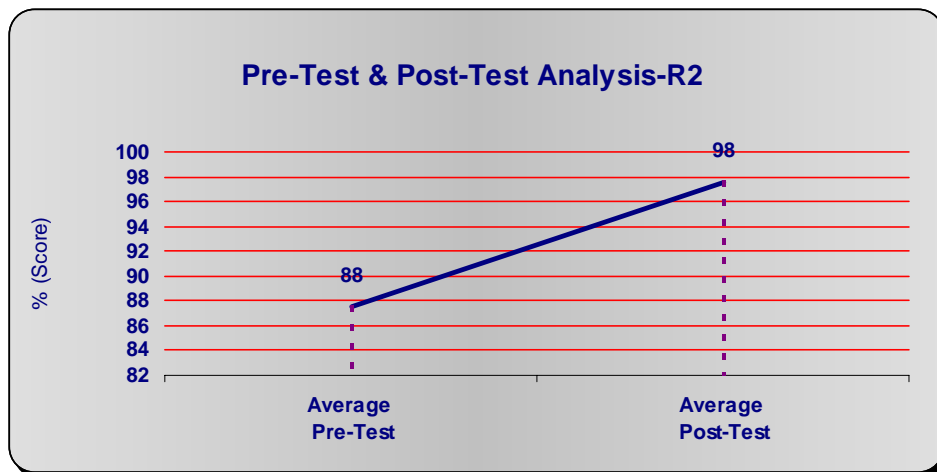
### Pre-Post Test Analysis

The average score of pre-tests and post-tests of the 11 courses clarifies that the participants' knowledge was improved to a remarkable level. This confirms that the OJT will be needed to improve the skills and performance of the participants. The following graphs show the average score of pre-test and post-test of the courses of each result and for the 11 courses:

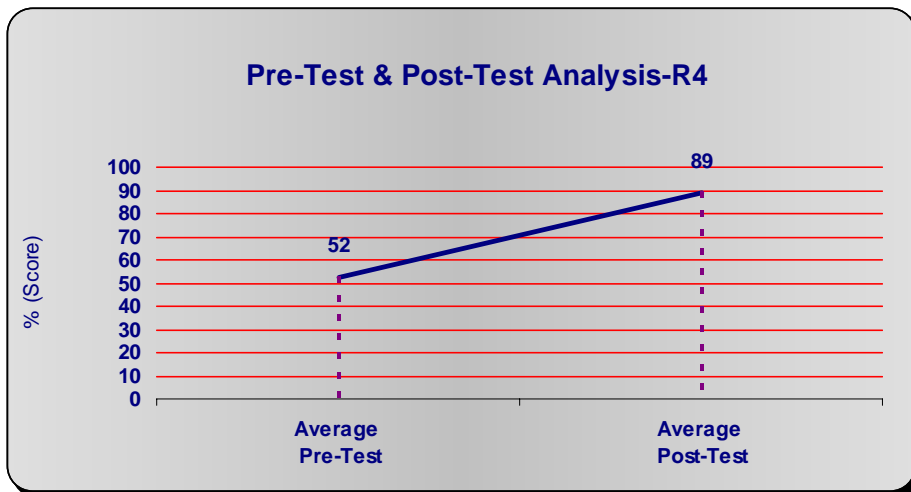
## Result 1



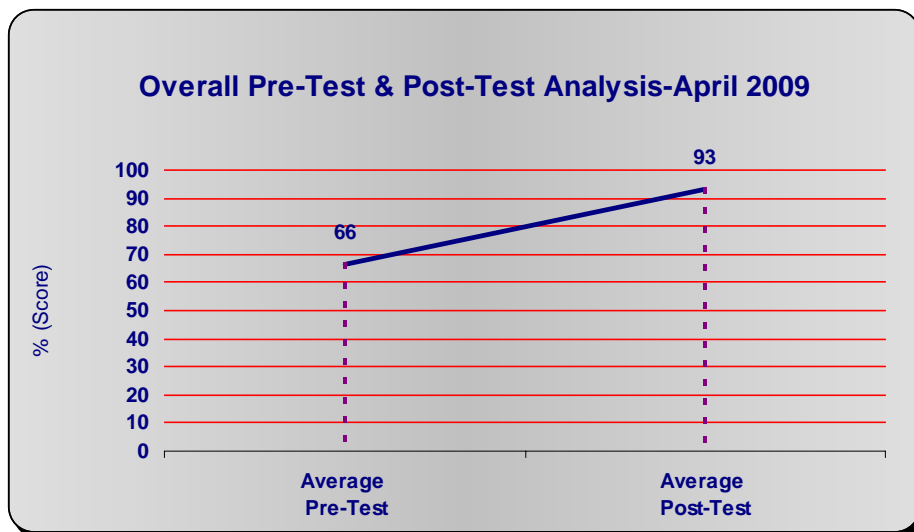
## Result 2



## Result 4



## Overall Pre- Test & Post- Test Analysis April 2009



A detailed list that includes conducted training courses, dates, location, number of participants, gender ratio, pre-test, post-test analysis and cost of training courses is attached as **Annex 1**.

## **Result 1 Activities**

### **▪ Curricula Development:**

Continued working and application of already developed curricula.

### **▪ Conduction of training:**

All planned training courses were conducted according to their schedules during April 2009.

1. One clinical ultrasonic training course was conducted for **9** PHCs physicians from Kafr El Shiekh and Aswan Governorates. The training was conducted at RCT, Ain Shams University. The developed curriculum was applied and training focused on participants' practices utilizing patient high flow of Ain Shams Maternity hospital.
2. One training course was conducted for **23** nurses on integrated FP/RH and MCH services. Training course was conducted for the planned PHC nurses in Luxor City.
3. One training course was conducted for **14** physicians on integrated FP/RH and MCH services. Training course was conducted for the planned PHC physicians in Luxor City.
4. Two follow up referral workshops were conducted for **41** members of referral teams in Luxor City.

### **▪ Implementation:**

1. Efficient management of all training logistics and resources, transportation of all Cairo based trainers to training venues was arranged on daily bases with continuous monitoring during all days of training to ensure quality of the provided trainings.
2. Finalized training reports of all implemented/conducted training courses that ended before 30 April, 2009
3. Working in close cooperation with R1 team at Takamol El Maadi to coordinate different training activities, selection of trainers and monitor PHC training to get participants' feedback and respond to valuable requested modifications if any.

4. Continued monitoring of training and assessment of PHC consultant trainers. Now, R1 has its own core of consultant trainers who became highly experienced and specialized in conduction of Referral workshops.
5. Coordinate with R1 team to prepare training plan and to respond to R1 needs (e.g. Presentation modification of physician presentation and training for self assessment for both physicians and nurses).
6. Coordinate with R4 counterpart to avoid course's overlap for the same target groups.

## Result 2 Activities

- During April 2009, training activities continued following the agreed upon training plan and timetable.
- April plan included 2 training courses conducted in Dakahlia Governorate:
  - **Management & Leadership Skills Training of Hospital Board - Phase III** for Dakahlia Targeted hospitals: Dekreiness, Meet Ghamr and Aga Hospitals
  - **Management & Leadership Skills Training of Hospital Board - Phase III** for Dakahlia Targeted hospitals: Sherbin and Talkha Hospitals.
- **Coordination of training activities with Takamol (Borg El Zeini)** including Planning, Preparation, Amendments, Implementation and Reporting.
- **Monitoring training activities** including training kit preparation, training implementation, logistics and local TST monitoring.
- **Coordination of orientation activities** for new hires, new training courses and when needed to ensure the best training quality.
- **Meeting** with consultant trainers involved in training to get their feedback and recommendations to ensure high training quality.
- **Technical training reports** had been reviewed, submitted as scheduled and on time.
- **Day to day Coordination of training activities** to ensure the best quality of training activities
- **Two training courses conducted during April 2009. The total number of training days is 4 days and total number of participants is 37 (24 males & 13 females)**

## **Result 4 Activities**

### **Curriculum Development**

No relevant activities.

### **Implementation of Training**

During this month, 4 training courses have been conducted as follows:

- Clinic Management Phase II: Luxor & Zyenia Health districts.
- Clinic Management Phase II: Baiadia & Gourna Health districts.
- Board Management Phase I: Luxor & Zyenia Health districts.
- Board Management Phase I: Baiadia and Gourna Health districts.
- Total number of Trainees : 193 trainees
- Total number of Training days : 14 days

### **OJT Progress:**

- During the month of April, 09 the OJT process was conducted in 5 governorates (Kafr El-Sheikh, Dakahlia, Quena, Aswan and 6<sup>th</sup> of October).
- A total of 25 visits were conducted, 8 of them were follow up OJT visits conducted to Biala health district (3), Motobus health district (2) , Quena health district (1), Luxor health district (1) and Zyenia health district (1) where OJT process was completed.

### **OJT Visits per Governorate:**

R4-OJT activities are on action, where 25 OJT visits have been conducted in Kafr El Sheikh (Biela and Motobus health districts), in Quena Governorate (Quena, Esna & Armant), in Luxor Governorate (Luxor and Zeneya health districts), in Dakahlia Governorate (Aga, Talkha, Sherbeen, Dekernis and Meet Ghamr health districts), in Aswan Governorate (Daraw health district) and 6<sup>th</sup> of October Governorate (6<sup>th</sup> of October health district).

### **Prepared By:**

**Name: Dr. Mary Salama**

**Title: *HCI* Monitoring & Reporting Coordinator**

**Signature:**

### **Approved By:**

**Name: Dr. Samy Gadalla**

**Title: *HCI* Chairman & Managing Director**

**Signature:**

## Annex I: Detailed List of Conducted Training Courses during April 2009

Ismailia	Sharkia	Beni-Suef	Giza	Kaliobia	Luxor	Kafr El-Sheikh	Quena	Aswan	Dakahlia
----------	---------	-----------	------	----------	-------	----------------	-------	-------	----------

#	Course Code	Training Name	Result	Start Date	End Date	Governorate	Participant No	Male	Female	Avg. overall pre-test	Avg. overall post-test	Cost/ training course
1	106	Clinical Ultrasonic Training For PHC Physicians	R1	26-Apr-09	30-Apr-09	Aswan Kafr El Sheikh	9	8	1	45.37	98.15	7440
2	102	Integrated Clinical Training for Nurses- Luxor, El Biadia, El Zeneya & El Gorna HD	R1	26-Apr-09	6-May-09	Luxor	23	1	22	64.64	94.64	16320
3	101	Integrated Clinical Training for Physicians- Luxor, El Biadia, El Zeneya & El Gorna HD	R1	26-Apr-09	6-May-09	Luxor	14	8	6	68.29	88.86	14160
4	105	Follow Up Referral Workshop I-El Zeneya D	R1	27-Apr-09	27-Apr-09	Luxor	19	5	14	-	-	2720
5	105	Follow Up Referral Workshop I-Luxor D	R1	28-Apr-09	28-Apr-09	Luxor	22	6	16	-	-	2960
6	226	Management & Leadership Skills for Hospital Board - Phase III, Dekreness, Meet, Ghamr & Aga HD	R2	4-Apr-09	5-Apr-09	Dakahlia	19	12	7	88	96	4300
7	226	Management & Leadership Skills for Hospital Board - Phase III, Sherbin & Talkha HD	R2	11-Apr-09	12-Apr-09	Dakahlia	18	12	6	87	99	4200
8	402	Clinic Management phase II- Luxor & Zeneya HD	R4	5-Apr-09	8-Apr-09	Luxor	43	20	23	56.74	80.7	10820
9	402	Clinic Management phase II- Baiadia & Qurna HD	R4	5-Apr-09	8-Apr-09	Luxor	48	25	23	57.8	95.63	11520
10	404	Board Management Phase I- Luxor & Zeneya HD	R4	21-Apr-09	23-Apr-09	Luxor	49	28	21	48.75	89.8	9480
11	404	Board management Phase I- Baiadia & Qurna HD	R4	21-Apr-09	23-Apr-09	Luxor	53	44	9	45.85	89.06	9960